



STAINLESS STEEL FLAT PLATES

Applications:

Flat Plates are used for connecting sections of channel strut together, horizontal and vertical strut sections, forming a splice joint. Calbrite flat plates are constructed from type 316 stainless steel and features 9/16" holes.




4-Hole Flat
Angle Plates
S600004BF0



4-Hole Cross Plates
S60000PLCR



4-Hole Splice Plates
S60000PL4S



4-Hole Tee Plates
S60000PLTE

